

## Product data

Specification item	Value	Unit
Product name	MINI JOLLY EASY DALI BI	
Order code	151142	
EAN (GTIN)	8010703888524	
Pieces per box	50	
Product weight	110	Gr
Made in	Italy	

## Electrical input data

Specification item	Value	Unit	Condition
Rated input voltage	110...127 / 220...240	Vac	
Input voltage AC range	99...264	Vac	
Input voltage DC range	176...280	Vdc	Factory default 15% EOFi= 0,13
Rated input frequency	50...60	Hz	
Rated input current	0,126	A	Referred to Vin = 230 V, 100% load
Rated input power	29,11	W	Referred to Vin = 230V, 100% load
Power factor	0,95	λ	Pout > 7W
THD	< 10	%	Referred to Vin = 230 V, 100% load
Efficiency	86	%	Referred to Vin = 230 V, 100% load
Stand-by Power	< 0,5	W	
Isolation input to output	SELV		



**Operating window 230V**

<b>Pout W</b>	<b>Vout DC</b>	<b>Iout mA</b>
8,1	2...54	150
10,8	2...54	200
13,5	2...54	250
16,2	2...54	300
18,9	2...54	350
21,6	2...54	400
24,3	2...54	450
25	2...50	500
25	2...45,5	550
25	2...42	600
25	2...38,5	650
25	2...36	700
25	2...33,5	750
25	2...31,5	800
25	2...29,5	850
25	2...28	900
22	24 cost.	900

## Operating window 110V

Pout W	Vout DC	Iout mA
8,1	2...54	150
10,8	2...54	200
13,5	2...54	250
13,5	2...45	300
13,5	2...38	350
13,5	2...33	400
13,5	2...30	450
13,5	2...27	500
13,5	2...24	550
13,5	2...22	600
13,5	2...20	650
13,5	2...19	700
13,5	2...18	750
13,5	2...16	800
13,5	2...16	850
13,5	2...15	900
13,5	24 cost.	900

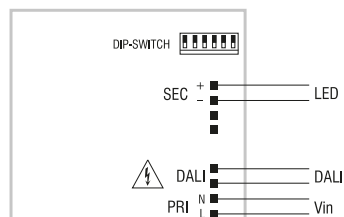
## Electrical data controls input

Specification item	Value	Unit	Condition
Control method	DALI-2, ADIM, CLO, PUSH SWITCH		
Dimming range	1...100%	%	

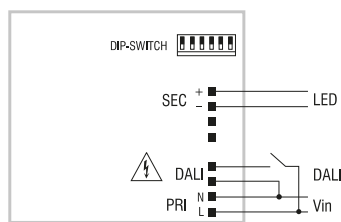
## Wiring and connections

Specification item	Value	Unit	Condition
Input wire cross section	0.5...1.5 / 20...15	mm <sup>2</sup> / AWG	L - N
Input wire strip length	8.5...9.5	mm	
Output wires cross section	0.5...1.5 / 20...15	mm <sup>2</sup> / AWG	SEC, ADIM
Output wire strip length	8...8.5	mm	
Control wire cross section	0.5...1.5 / 20...15	mm <sup>2</sup> / AWG	DA - DA
Control wire strip length	8.5...9.5	mm	
Max. cable length		cm	Max. LED distance see page info 8

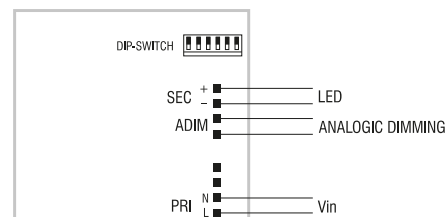
## Wiring diagrams



DALI diagram - Collegamento DALI

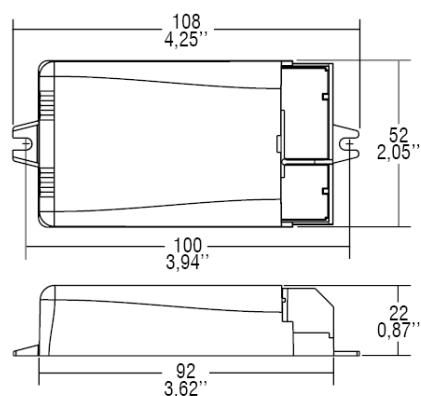


PUSH SWITCH diagram - Collegamento PUSH SWITCH



ADIM diagram - Collegamento ADIM

## Dimensions



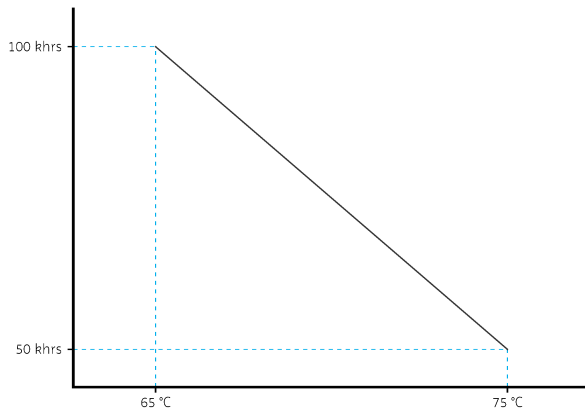
## Insulation

Specification item	Output	Controls	Earth
Input	double or reinforced	basic	N/A
Output	N/A	double or reinforced	N/A

## Operation temperatures and humidity

Specification item	Value	Unit	Condition
Ambient temperature	-25...50	°C	
Tc	75	°C	Maximum temperature measured at Tc point
Maximum housing temperature	110	°C	In case of failure

## Temperature/Life



## Storage temperature and humidity

Specification item	Value	Unit	Condition
Ambient temperature	-30...85	°C	
Relative humidity	5...85	%	Non condensing

## Programmable features

Specification item	Available	Default setting	Condition
Set Adjustable Output Current (AOC)	DIP-SWITCH	150mA	
Constant Light Output (CLO)	Yes	OFF	
Push Switch	Yes	ON	
Min Dimming Level	Yes	1%	
DC emergency level	Yes	OFF	Default 15% EOFi range = 1...100%
DALI part 251	Yes	OFF	
ADIM	Yes	ON	Linear, linear soft start, logarithmic

## Features

Specification item	Value	Condition
Open load	Yes	
Short circuit	Yes	
Over load and thermal protection	Yes	C.5.a
Hot plug	No	
Suitable for fixtures with protection class	class I/II	
DALI part 101	Yes	
DALI part 102	Yes	
DALI part 207	Yes	
DALI part 252	Yes	
DALI part 253	Yes	

## In rush current

Specification item	Value	Unit	Condition
In rush current	5/50	A / usec	
Drivers / MCB 16A type B	50	pcs	

## Driver touch current / protective conductor current

Specification item	Value	Unit	Condition
Typical Protective Conductor Current	0,104	mA	

## Surge immunity

Specification item	Value	Unit	Condition
Mains surge immunity (diff. mode)	2	kV	
Mains surge immunity (comm. mode)	4	kV	

## Application info

Specification item	Value
Approval marks	CE ENEC EAC RCM UL UKCA
Application	Compact dimmable indoor
Mounting type	Built-in

## Performance curves

