

# STMP IP54 HPFU

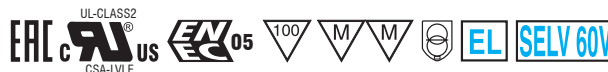

IP54 resin-bonded direct current electronic drivers  
Alimentatori elettronici in corrente continua resinati IP54

Made in Italy 

constant CURRENT constant VOLTAGE

RIPPLE FREE

Pst LM ≤ 1  
SVM ≤ 0,4



**Rated Voltage**  
Tensione Nominale  
100 ÷ 127 V <sup>(2)</sup>  
100 ÷ 240 V

**Frequency**  
Frequenza  
50-60 Hz

**AC Operation range**  
Tensione di utilizzo AC  
90 ÷ 264 V

**DC Operation range**  
Tensione di utilizzo DC  
(see page info15)  
176 ÷ 275 V

**Power - Potenza**  
1 ÷ 10 W

**iTHD**  
≥ 40% <sup>(1)</sup>

**Output current ripple**  
≤ 3% <sup>(1)</sup>

**Standards compliance**  
CSA-C22.2 n° 250.13  
EN 55015  
EN 61000-3-2  
EN 61000-3-3  
EN 61347-1  
EN 61347-2-13  
EN 61547  
VDE 0710-T14  
UL 8750

**Max. pcs for CB B16A**  
(see page info17)  
50 pcs

**In rush current**  
20A 170μsec

Article Articolo	Code Codice	P out W	V out DC <sup>(1)</sup>	I out DC	U out V	ta °C	tc °C	λ max. Power Factor	η max. Efficiency <sup>(1)</sup>
STMP 9W 250mA HPFU	127709	6 <sup>(2)</sup> /9	2...36	250 mA cost.	39	-20...+55	80	0,88 C	> 79 %
STMP 8W 350mA HPFU	127703	6 <sup>(2)</sup> /8	2...23	350 mA cost.	24	-20...+55 <sup>(2)</sup> /60	80	0,87 C	> 78 %
STMP 10W 350mA HPFU	127704	6 <sup>(2)</sup> /10	2...30	350 mA cost.	32	-20...+55	80	0,88 C	> 79 %
STMP 6W 500mA HPFU	127705	6	2...12,6	500 mA cost.	13	-25...+50 <sup>(2)</sup> /55	75	0,8 (0,9 <sup>(2)</sup> ) C	> 72 %
STMP 8W 700mA HPFU <sup>(3)</sup>	127701	6 <sup>(2)</sup> /8	2...12	700 mA cost.	13	-20...+45	80	0,87 C	> 77 %

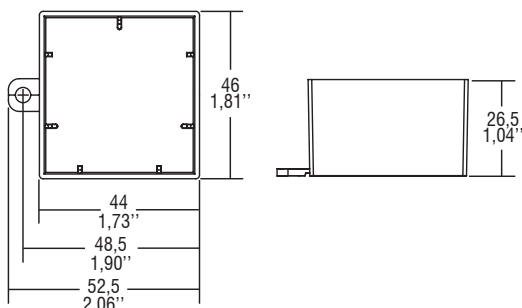
<sup>(1)</sup> Referred to V<sub>in</sub> = 230 V, 100% load - Riferito a V<sub>in</sub> = 230 V, carico 100%

<sup>(3)</sup> WITHOUT UL - Senza UL

Light output level in DC operation: Factory default 100% EOfi=1

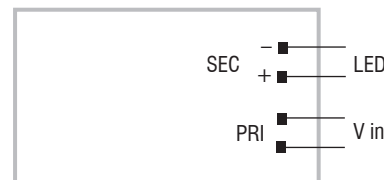
Livello di emissione luminosa in funzionamento DC: Impostazioni di fabbrica 100% EOfi=1

CASE  
**IP 54** Weight - Peso gr. 90 / 3,17 oz.  
Pcs - Pezzi 50



### Wiring diagram - Schema di collegamento

(Max. LED distance at page info8 - Massima distanza LED a pagina info8)



### Features

- **Not dimmable driver.**
- Driver with IP54 case, suitable for installation in humid environments or with water spray (see page info7 for the correct connection of connecting leads).
- It can be used for lighting equipment in protection class I and II.
- Supplied with input and output connecting leads on the same side.
- Ultra compact size.
- Protections:
  - against overheating and short circuits;
  - against mains voltage spikes;
  - against overloads.
- Current regulation -8 %...+5 % including temperature variations.

### Caratteristiche

- **Alimentatore non regolabile.**
- Alimentatore con involucro IP54, adatto all'installazione in luoghi umidi o con spruzzi d'acqua (vedi pagina info7 per il corretto collegamento dei cavi di connessione).
- Utilizzabile per apparecchi di illuminazione in classe di protezione I e II.
- Fornito di cavi di entrata e uscita sullo stesso lato.
- Dimensioni molto ridotte e compatte.
- Protezioni:
  - termica e cortocircuito;
  - contro le extra-tensioni di rete;
  - contro i sovraccarichi.
- Corrente regolata -8 %...+ 5 % incluse variazioni di temperatura.



The data shown are preliminary and may change - I dati riportati sono preliminari e potrebbero subire variazioni